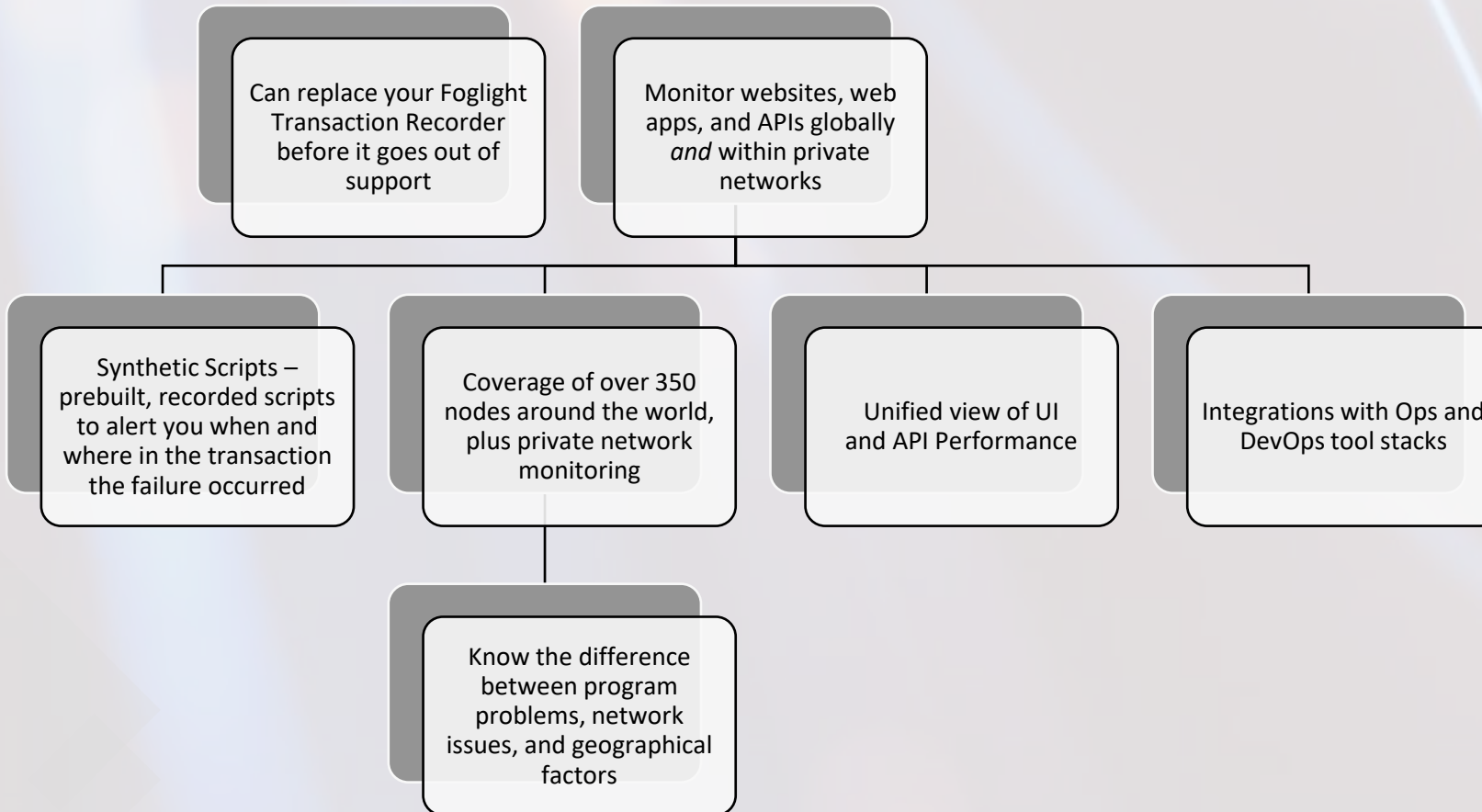


# AlertSite Foglight Agent

Custom Integrations



# AlertSite –What Is It?



An 'Early Warning System' that integrates with Foglight



# AlertSite — Foglight Custom Agent

- Easy to deploy
- Simple to configure
- Effortless integration
- Transaction Summaries show detail all the way to Page Objects
- Collects important details about your End User application experience, including
  - Locations where the monitored errors occur
  - Individually configured monitors running on the browser you select
  - Clear visibility into alert details
    - Outage time
    - Page impacted
    - Alerts that the customer sees



# AlertSite - Agent



## Alerts

Status Codes  
HTTP Statuses  
Outages  
All response times  
All load times



**Various views to navigate and analyze  
the data**



# AlertSite – Changing Settings

The screenshot displays the 'AlertSite Power Pack Registry Settings - Local FMS' window. On the left is a 'Navigation' sidebar with options like 'Expert View', 'Bookmarks', 'Homes', 'Dashboards', and 'Foglight Servers'. The main area shows a table of settings categorized into 'Debug', 'Metrics', and 'UI'. The 'Debug' section has one setting: 'PSO.AlertSitePowerPack.Debug' with a value of 'false'. The 'Metrics' section has four settings for default metric names for Monitor, Details, Outages, and Transactions collections. The 'UI' section has one setting for default excluded locations. Each setting row includes a name, a value field with an edit icon, a status icon (minus in a red circle), and a description. At the top of the settings area are 'Save', 'Undo', and 'Filter' buttons, and a search bar. The top right of the window shows the date and time: 'Monday, February 25, 2019 10:10:11 AM - 11:10:11 AM 60 minutes' and a 'Reports' button.

Name	Value		Description
<strong>Debug</strong>			
PSO.AlertSitePowerPack.Debug	false		Whether or not to enable debug mode in the AlertSite Power Pack solution.
<strong>Metrics</strong>			
PSO.AlertSitePowerPack.Metrics.DefaultForMonitor			Comma separated list of Metric Names to use as the defaults when the Monitor collection is selected. The Metric name lookup is Case sensitive.
PSO.AlertSitePowerPack.Metrics.DefaultForDetails			Comma separated list of Metric Names to use as the defaults when the Detail(s) collection is selected. The Metric name lookup is Case sensitive.
PSO.AlertSitePowerPack.Metrics.DefaultForOutages			Comma separated list of Metric Names to use as the defaults when the Outage(s) collection is selected. The Metric name lookup is Case sensitive.
PSO.AlertSitePowerPack.Metrics.DefaultForTransactions			Comma separated list of Metric Names to use as the defaults when the Transaction(s) collection is selected. The Metric name lookup is Case sensitive.
<strong>UI</strong>			
PSO.AlertSitePowerPack.UI.DefaultExcludedLocations			Semi-Colon separated list of Locations to be excluded in the UI and Reports. The Location name lookup is Case sensitive.



# AlertSite — Rule Management

Navigation

Expert View

Bookmarks  
There are no bookmarks

Homes

Dashboards

Foglight Servers

Local FMS

Search

Host Name

There Is No Data To Display

AlertSite Power Pack Rule Management - Local FMS

Monday, February 25, 2019 10:10:10 AM

Select All Select None Disable Enable

Category / Title	Enabled	Description
Alerting		
HTTP Error		
<input type="checkbox"/> Client		Generates an alarm when an HTTP Client Error has been detected.
<input type="checkbox"/> Server		Generates an alarm when an HTTP Server Error has been detected.
Load Time		
<input type="checkbox"/> DOM		Generates an alarm when the DOM Load Time is above a specified Threshold.
<input type="checkbox"/> Page		Generates an alarm when the Page Load Time is above a specified Threshold.
Misc		
<input type="checkbox"/> Warning		Generates an alarm when Warning Code is encountered.
Response Time		
<input type="checkbox"/> Connect		Generates an alarm when the Connect Response Time is above a specified Threshold.
<input type="checkbox"/> Content		Generates an alarm when the Content Response Time is above a specified Threshold.
<input type="checkbox"/> DNS		Generates an alarm when the DNS Response Time is above a specified Threshold.
<input type="checkbox"/> First Byte		Generates an alarm when the First Byte Response Time is above a specified Threshold.
<input type="checkbox"/> Full Page		Generates an alarm when the Full Page Response Time is above a specified Threshold.
<input type="checkbox"/> Overall		Generates an alarm when Response Time is above a specified Threshold.
<input type="checkbox"/> Redirect		Generates an alarm when the Redirect Response Time is above a specified Threshold.
Status Code		
<input type="checkbox"/> Browser		
<input type="checkbox"/> Full Page		
<input type="checkbox"/> General		
<input type="checkbox"/> Perfecto Mobile		
<input type="checkbox"/> Private Location		
<input type="checkbox"/> Selenium		
<input type="checkbox"/> SOAP UI		
<input type="checkbox"/> Transaction		
FMS		
<input type="checkbox"/> Ping		

AlertSite Power Pack Rule Management - Local FMS

Monday, February 25, 2019 10:12:45 AM - 11:12:45 AM 60 minutes

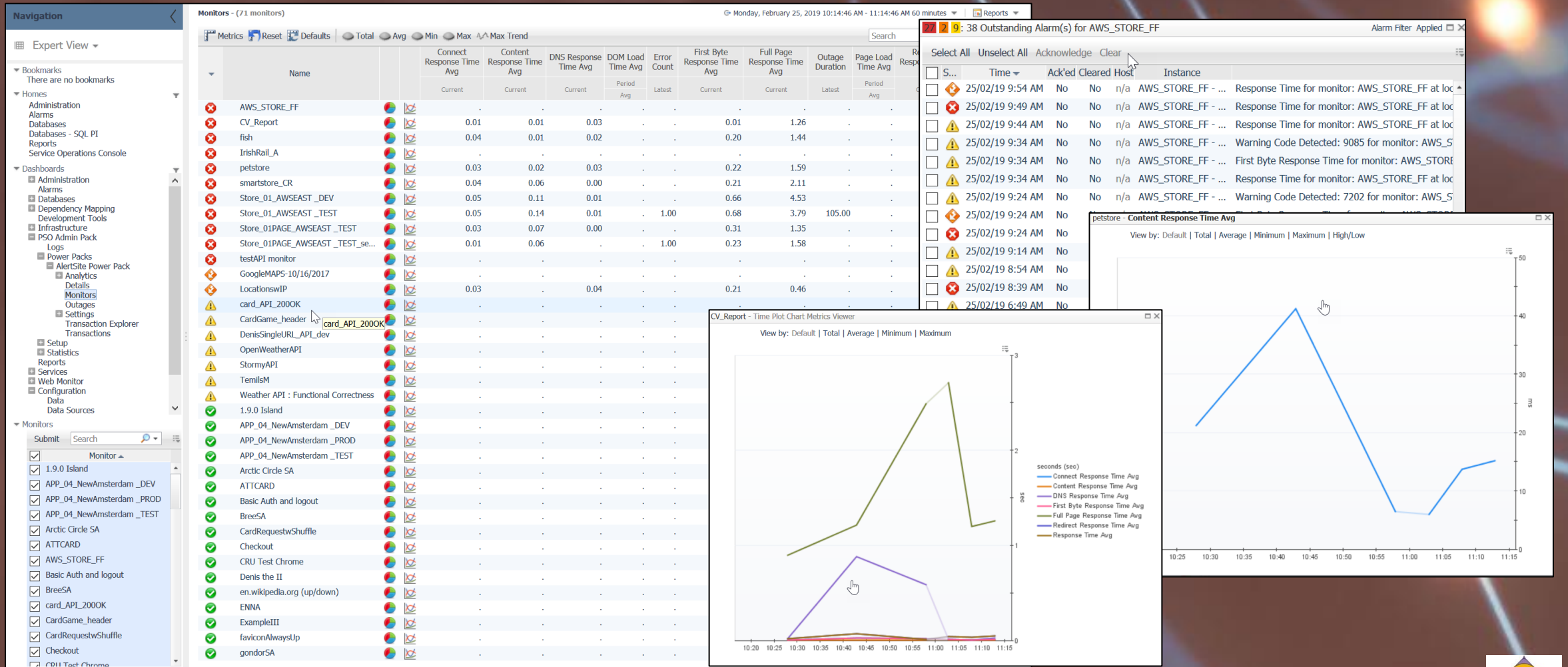
Save Undo Filter

Search

Define Settings for Rule "PSO - AlertSite Response Time"

Name	Value	Scoping	Description
Response Time			
Thresholds			
PSO.AlertSite.ResponseTime.Alarm.Threshold.Fatal	2.0		Threshold that response time must breach in order for a Fatal alarm to be generated.
PSO.AlertSite.ResponseTime.Alarm.Threshold.Critical	1.5		Threshold that response time must breach in order for a Critical alarm to be generated.
PSO.AlertSite.ResponseTime.Alarm.Threshold.Warning	1.0		Threshold that response time must breach in order for a Warning alarm to be generated.
Notification			
PSO.AlertSite.Alarm.Email.Recipient			A comma separated list of default email address for AlertSite notifications.

# AlertSite – Monitors





# AlertSite – Details

Navigation

Expert View

Bookmarks  
There are no bookmarks

Homes  
Administration  
Alarms  
Databases  
Databases - SQL PI  
Reports  
Service Operations Console

Dashboards  
Administration  
Alarms  
Databases  
Dependency Mapping  
Development Tools  
Infrastructure  
PSO Admin Pack  
Logs  
Power Packs  
AlertSite Power Pack  
Analytics  
Details  
Monitors  
Outages  
Settings  
Transaction Explorer  
Transactions  
Setup  
Statistics  
Reports  
Services  
Web Monitor  
Configuration  
Data  
Data Sources

Monitors  
Submit Search

Monitor  
1.9.0 Island  
APP\_04\_NewAmsterdam\_DEV  
APP\_04\_NewAmsterdam\_PROD  
APP\_04\_NewAmsterdam\_TEST  
Arctic Circle SA  
ATTCARD

Details - (71 monitors)

Monday, February 25, 2019 10:17:23 AM - 11:17:23 AM 60 minutes Reports

Metrics Reset Defaults Total Avg Min Max Max Trend

Monitor	Location	Name	Connect Response Time Total	Content Response Time Total	DNS Response Time Total	DOM Load Time Total	First Byte Response Time Total	First Paint Time Total	Full Page Response Time Total
AWS_STORE_FF	Austin, Texas	AWS_STORE_FF - Austin, Texas							
AWS_STORE_FF	Birmingham, UK	AWS_STORE_FF - Birmingham, UK							
AWS_STORE_FF	Cleveland, Ohio	AWS_STORE_FF - Cleveland, Ohio							
AWS_STORE_FF	Dallas, Texas	AWS_STORE_FF - Dallas, Texas							
AWS_STORE_FF	Dublin, Ireland	AWS_STORE_FF - Dublin, Ireland							
AWS_STORE_FF	Houston, Texas	AWS_STORE_FF - Houston, Texas							
AWS_STORE_FF	Salt Lake City, Utah	AWS_STORE_FF - Salt Lake City, Utah							
AWS_STORE_FF	San Francisco, California	AWS_STORE_FF - San Francisco, California							
CV_Report	Birmingham, UK	CV_Report - Birmingham, UK							
CV_Report	Cleveland, Ohio	CV_Report - Cleveland, Ohio							
CV_Report	Dallas, Texas	CV_Report - Dallas, Texas							
CV_Report	Dublin, Ireland	CV_Report - Dublin, Ireland							
CV_Report	Salt Lake City, Utah	CV_Report - Salt Lake City, Utah							
fish	Birmingham, UK	fish - Birmingham, UK							
fish	Dublin, Ireland	fish - Dublin, Ireland							
fish	Salt Lake City, Utah	fish - Salt Lake City, Utah							
fish	San Francisco, California	fish - San Francisco, California							
IrishRail_A	San Francisco, California	IrishRail_A - San Francisco, California							
petstore	Birmingham, UK	petstore - Birmingham, UK							
petstore	Cleveland, Ohio	petstore - Cleveland, Ohio							
petstore	Dublin, Ireland	petstore - Dublin, Ireland							
petstore	Salt Lake City, Utah	petstore - Salt Lake City, Utah							
petstore	San Francisco, California	petstore - San Francisco, California							
smartstore_CR	Austin, Texas	smartstore_CR - Austin, Texas							
smartstore_CR	Birmingham, UK	smartstore_CR - Birmingham, UK							
smartstore_CR	Cleveland, Ohio	smartstore_CR - Cleveland, Ohio							
smartstore_CR	Dublin, Ireland	smartstore_CR - Dublin, Ireland							
Store_01_AWSEAST_DEV	Austin, Texas	Store_01_AWSEAST_DEV - Austin, Texas	0.06	0.13	0.03	3.47	0.62	.	4.66
Store_01_AWSEAST_DEV	InSite: Krypton VMware 2.1.5	Store_01_AWSEAST_DEV - InSite: Krypton VMware 2.1.5	0.00	0.08	0.04	3.41	0.77	.	4.64
Store_01_AWSEAST_DEV	Los Angeles, California - Level3	Store_01_AWSEAST_DEV - Los Angeles, California - Level3	0.01	0.03	0.01	2.54	0.47	.	3.70

Locations Exclude Filter

Select All Select None Apply

Atlanta, GA  
Austin, Texas  
Birmingham, UK  
Boston, Massachusetts  
Calgary, Alberta  
Charlotte, NC  
Chicago, Illinois - Tata  
Cleveland, Ohio  
Dallas, Texas  
Dublin, Ireland  
Fort Lauderdale, FL  
Houston, Texas  
InSite: Krypton VMware 2.1.5  
InSite: Valhalla HyperV 2.1.4  
Los Angeles, California - Level3  
Memphis, TN  
New York, New York - Peer1  
Salt Lake City, Utah  
San Francisco, California  
Seattle, Washington  
Washington, D.C.





# AlertSite – Transactions

The screenshot displays the AlertSite Transactions interface. The main window shows a list of monitors with columns for Monitor, Location, Name, and various performance metrics. A dialog box titled "Locations Exclude Filter" is open, showing a list of locations with checkboxes for selection. The dialog includes a search bar and buttons for "Select All", "Select None", and "Apply".

**Navigation**

- Expert View
- Bookmarks
- Homes
  - Administration
  - Alarms
  - Databases
  - Databases - SQL PI
  - Reports
  - Service Operations Console
- Dashboards
  - Administration
  - Alarms
  - Databases
  - Dependency Mapping
  - Development Tools
  - Infrastructure
  - PSO Admin Pack
  - Logs
  - Power Packs
    - AlertSite Power Pack
      - Analytics
      - Details
      - Monitors
      - Outages
      - Settings
      - Transaction Explorer
      - Transactions
  - Setup
  - Statistics
  - Reports
  - Services
  - Web Monitor
  - Configuration
  - Data
  - Data Sources
- Monitors
  - Submit
  - Search
  - CRU Test Chrome
  - CV\_Report
  - DenisSingleURL\_API\_dev
  - Denis the II
  - en.wikipedia.org (up/down)
  - ENNA
  - ExampleIII
  - faviconAlwaysUp
  - fish

**Transactions - (69 monitors)**

Monday, February 25, 2019 10:19:52 AM - 11:19:52 AM 60 minutes

Metrics Reset Defaults Total Avg Min Max Max Trend

Monitor	Location	Name	Connect Response Time Avg	Content Response Time Avg	DNS Response Time Avg	DOM Load Time Avg	First Byte Response Time Avg	Full Response Time Avg
smartstore_CR	San Francisco, California	smartstore_CR - San Francisco, Calif...						
Store_01_AWSEAST_DEV	Atlanta, GA	Store_01_AWSEAST_DEV - Atlanta,...	0.06	0.13	0.00		0.62	
Store_01_AWSEAST_DEV	Austin, Texas	Store_01_AWSEAST_DEV - Austin, ...	0.07	0.13	0.07		0.68	
Store_01_AWSEAST_DEV	Boston, Massachusetts	Store_01_AWSEAST_DEV - Boston,...	0.08	0.16	0.00		0.67	
Store_01_AWSEAST_DEV	Chicago, Illinois - Tata	Store_01_AWSEAST_DEV - Chicago...	0.05	0.16	0.01		0.57	
Store_01_AWSEAST_DEV	InSite: Krypton VMware 2.1.5							
Store_01_AWSEAST_DEV	Los Angeles, California - Level3							
Store_01_AWSEAST_DEV	New York, New York - Peer1							
Store_01_AWSEAST_DEV	Washington, D.C.							
Store_01_AWSEAST_TEST	Atlanta, GA							
Store_01_AWSEAST_TEST	Austin, Texas							
Store_01_AWSEAST_TEST	Birmingham, UK							
Store_01_AWSEAST_TEST	Cleveland, Ohio							
Store_01_AWSEAST_TEST	Dallas, Texas							
Store_01_AWSEAST_TEST	Dublin, Ireland							
Store_01_AWSEAST_TEST	Fort Lauderdale, FL							
Store_01_AWSEAST_TEST	Houston, Texas							
Store_01_AWSEAST_TEST	Salt Lake City, Utah							
Store_01_AWSEAST_TEST	San Francisco, California							
Store_01PAGE_AWSEAST_TEST	Austin, Texas							
Store_01PAGE_AWSEAST_TEST	Birmingham, UK							
Store_01PAGE_AWSEAST_TEST	Cleveland, Ohio							
Store_01PAGE_AWSEAST_TEST	Dallas, Texas							
Store_01PAGE_AWSEAST_TEST	Dublin, Ireland							
Store_01PAGE_AWSEAST_TEST	Fort Lauderdale, FL							
Store_01PAGE_AWSEAST_TEST	Houston, Texas							
Store_01PAGE_AWSEAST_TEST	Salt Lake City, Utah							
Store_01PAGE_AWSEAST_TEST	San Francisco, California							
Store_01PAGE_AWSEAST_TEST_selenium	Austin, Texas							
Store_01PAGE_AWSEAST_TEST_selenium	Birmingham, UK							
Store_01PAGE_AWSEAST_TEST_selenium	Cleveland, Ohio							
Store_01PAGE_AWSEAST_TEST_selenium	Dallas, Texas							

**Locations Exclude Filter**

Select All Select None Apply

Search

- ☐ Atlanta, GA
- ☐ Austin, Texas
- ☐ Birmingham, UK
- ☐ Boston, Massachusetts
- ☐ Calgary, Alberta
- ☐ Charlotte, NC
- ☐ Chicago, Illinois - Tata
- ☐ Cleveland, Ohio
- ☐ Dallas, Texas
- ☐ Dublin, Ireland
- ☐ Fort Lauderdale, FL
- ☐ Houston, Texas
- ☐ InSite: Krypton VMware 2.1.5
- ☐ InSite: Valhalla HyperV 2.1.4
- ☐ Los Angeles, California - Level3
- ☐ Memphis, TN
- ☐ New York, New York - Peer1
- ☐ Salt Lake City, Utah
- ☐ San Francisco, California
- ☐ Seattle, Washington
- ☐ Washington, D.C.

# AlertSite — Transaction Explorer

Navigation

Expert View

Bookmarks

Homes

Dashboards

Monitors

Transaction Explorer

Transactions - Store\_01\_AWSEAST\_DEV

Monday, February 25, 2019 11:35:49 AM - 12:35:49 PM 60 minutes

Metrics Reset Defaults Total Avg Min Max Max Trend

Name	Location	Connect Response Time Avg	Connect Response Time Max	Connect Response Time Min	Connect Response Time Total	Content Response Time Avg	Content Response Time Max	Content Response Time Min	Content Response Time Total	DNS Response Time Avg	DNS Response Time Max
Store_01_AWSEAST_DEV - Atlanta	Atlanta, GA	0.06 4.40	0.06 4.40	0.06 4.40	0.06 4.40	0.13 7.49	0.13 7.49	0.13 7.49	0.13 7.49	0.00 0.12	0.00 0.12
01: Shop	Atlanta, GA	0.06 4.40	0.06 4.40	0.06 4.40	0.06 4.40	0.13 7.34	0.13 7.34	0.13 7.34	0.13 7.34	0.00 0.12	0.00 0.12
02: Shop	Atlanta, GA	-	-	-	-	0.00 0.06	0.00 0.06	0.00 0.06	0.00 0.06	-	-
03: Shop. Login	Atlanta, GA	-	-	-	-	0.00 0.09	0.00 0.09	0.00 0.09	0.00 0.09	-	-
03: Click on <INPUT> Userm	Atlanta, GA	-	-	-	-	-	-	-	-	-	-
04: Change on <INPUT> Usi	Atlanta, GA	-	-	-	-	-	-	-	-	-	-
05: Click on <INPUT> Passw	Atlanta, GA	-	-	-	-	-	-	-	-	-	-
06: Change on <INPUT> Pas	Atlanta, GA	-	-	-	-	-	-	-	-	-	-
07: Click on <BUTTON> Log	Atlanta, GA	-	-	-	-	-	-	-	-	-	-
03: http://smartstore.alerts	Atlanta, GA	-	-	-	-	-	-	-	-	-	-
01: http://smartstore.ak	Atlanta, GA	-	-	-	-	-	-	-	-	-	-
02: http://smartstore.ak	Atlanta, GA	-	-	-	-	-	-	-	-	-	-
03: http://smartstore.ak	Atlanta, GA	-	-	-	-	-	-	-	-	-	-
04: http://smartstore.ak	Atlanta, GA	-	-	-	-	-	-	-	-	-	-
05: http://smartstore.ak	Atlanta, GA	-	-	-	-	-	-	-	-	-	-
06: http://smartstore.ak	Atlanta, GA	-	-	-	-	-	-	-	-	-	-
07: http://smartstore.ak	Atlanta, GA	-	-	-	-	-	-	-	-	-	-
08: http://smartstore.ak	Atlanta, GA	-	-	-	-	-	-	-	-	-	-
09: http://smartstore.ak	Atlanta, GA	-	-	-	-	-	-	-	-	-	-
10: http://smartstore.ak	Atlanta, GA	-	-	-	-	-	-	-	-	-	-
11: http://smartstore.ak	Atlanta, GA	-	-	-	-	-	-	-	-	-	-
12: http://smartstore.ak	Atlanta, GA	-	-	-	-	-	-	-	-	-	-
13: http://smartstore.ak	Atlanta, GA	-	-	-	-	-	-	-	-	-	-
14: http://smartstore.ak	Atlanta, GA	-	-	-	-	-	-	-	-	-	-
15: http://smartstore.ak	Atlanta, GA	-	-	-	-	-	-	-	-	-	-
16: http://smartstore.ak	Atlanta, GA	-	-	-	-	-	-	-	-	-	-
17: http://smartstore.ak	Atlanta, GA	-	-	-	-	-	-	-	-	-	-
18: http://smartstore.ak	Atlanta, GA	-	-	-	-	-	-	-	-	-	-
19: http://smartstore.ak	Atlanta, GA	-	-	-	-	-	-	-	-	-	-
20: http://smartstore.ak	Atlanta, GA	-	-	-	-	-	-	-	-	-	-
21: http://smartstore.ak	Atlanta, GA	-	-	-	-	-	-	-	-	-	-
22: http://smartstore.ak	Atlanta, GA	-	-	-	-	-	-	-	-	-	-
Store_01_AWSEAST_DEV - Austin	Austin, Texas	0.06 4.64	0.06 4.64	0.06 4.64	0.06 4.64	0.13 9.30	0.13 9.30	0.13 9.30	0.13 9.30	0.04 2.13	0.04 2.13
01: Shop	Austin, Texas	0.06 4.64	0.06 4.64	0.06 4.64	0.06 4.64	0.13 9.28	0.13 9.28	0.13 9.28	0.13 9.28	0.04 2.13	0.04 2.13
02: Shop	Austin, Texas	-	-	-	-	0.00 0.01	0.00 0.01	0.00 0.01	0.00 0.01	-	-
03: Shop. Login	Austin, Texas	-	-	-	-	0.00 0.01	0.00 0.01	0.00 0.01	0.00 0.01	-	-
Store_01_AWSEAST_DEV - Boston	Boston, Massachusetts	0.08 5.79	0.08 5.79	0.08 5.79	0.08 5.79	0.16 11.94	0.16 11.94	0.16 11.94	0.16 11.94	0.01 0.33	0.01 0.33

Locations Exclude Filter

Select All Select None Apply

Atlanta, GA

Austin, Texas

Boston, Massachusetts

Chicago, Illinois - Tata

InSite: Krypton VMware 2.1.5

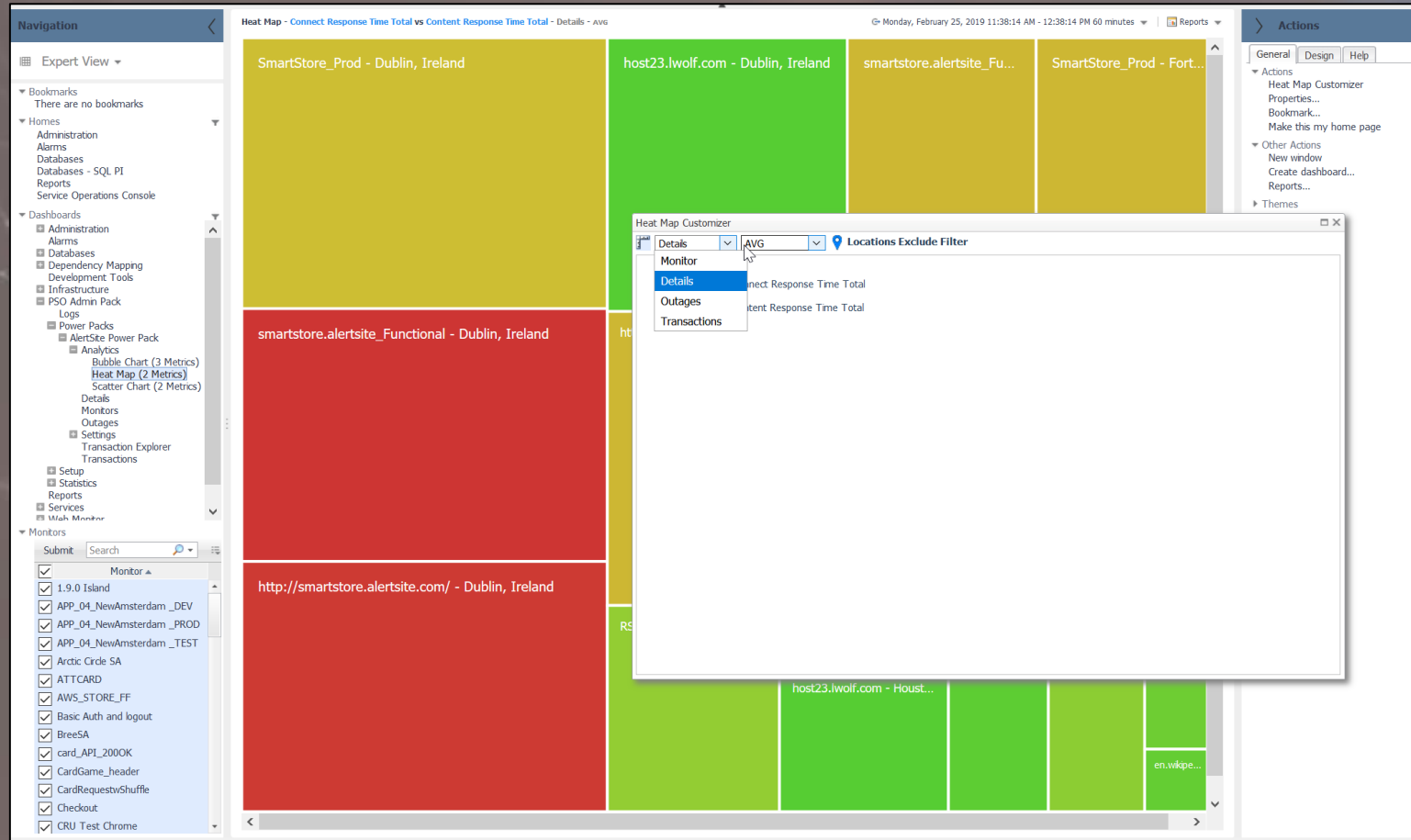
Los Angeles, California - Level3

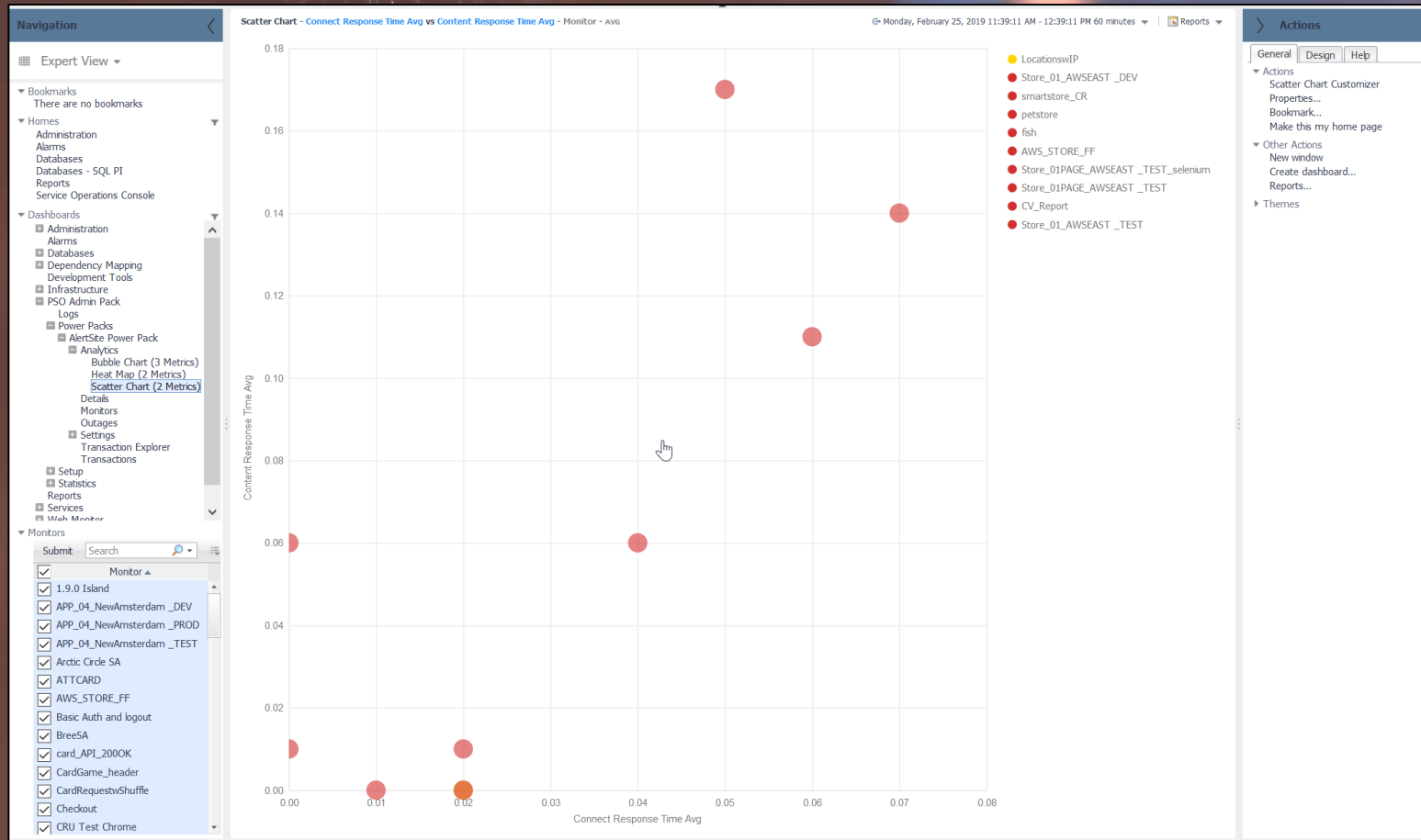
New York, New York - Peer1

Washington, D.C.



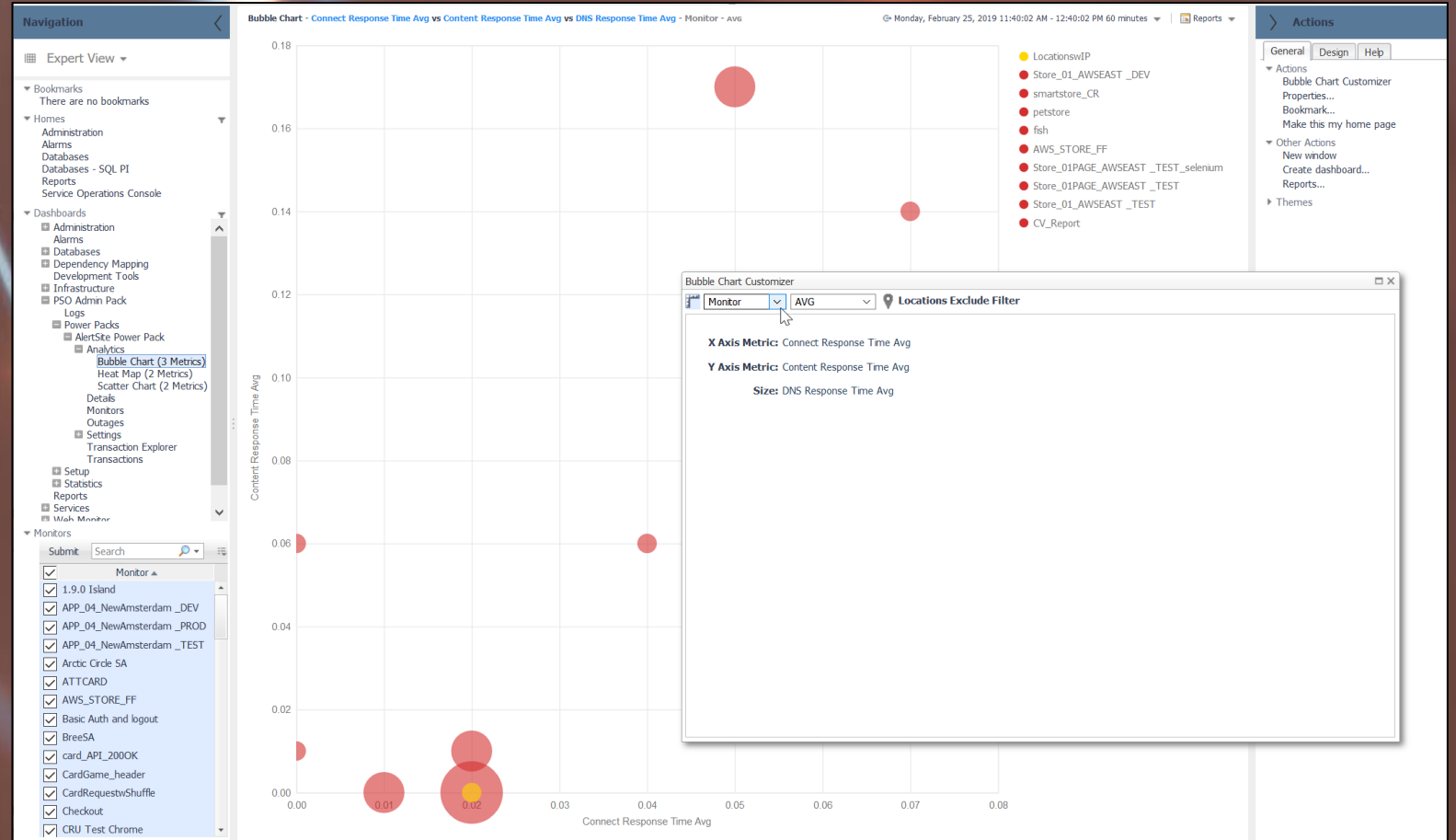
# AlertSite – Heat Map





# AlertSite — Scatter Chart

# AlertSite — Bubble Chart



# AlertSite Integration — System Requirements



Minimum required  
FMS version

5.9.3



Supported  
Database  
Minimum  
Version

MS SQL

2008  
v 10.0.1600 or later

Oracle

9i R2

MySQL

5.1.45

PostgreSQL

9.4.0





## Performance Monitoring customized to your unique environment

Ten plus years of providing Professional Services to Quest customers revealed these enhancements to be most requested modifications.

Let us take Foglight's out of the box capabilities and enhance for your unique environment.

Contact: [Sales@LightSpeedPM.com](mailto:Sales@LightSpeedPM.com)

